



**DODGE CITY  
MIDDLE SCHOOL**

---

**Student-Led  
Conference**

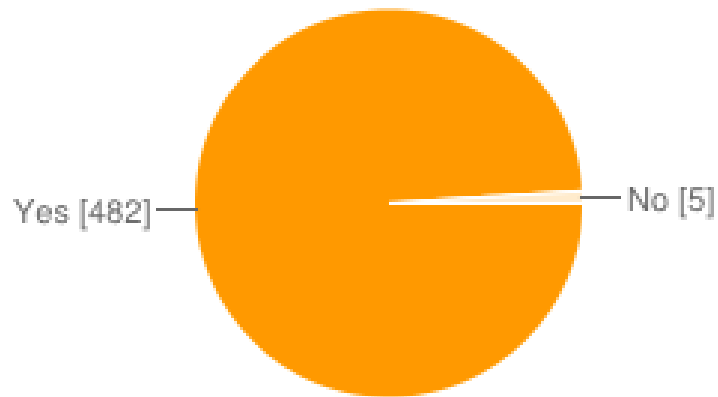
---

**Parent Survey Results  
2014**

# STUDENT-LED CONFERENCE

## Question #1

1. My student was present at the conference.

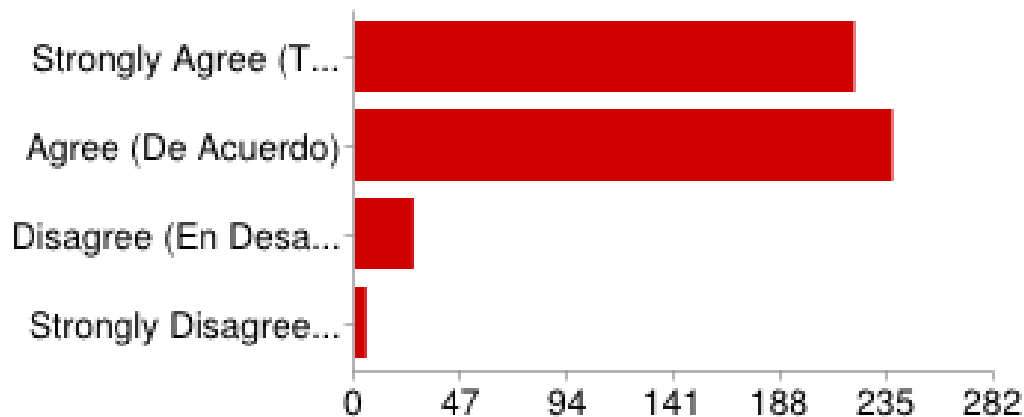


Yes	482	99%
No	5	1%

# STUDENT-LED CONFERENCE

## Question #2

By having my student lead the conference, I gained more meaningful information than at previous parent-teacher conferences.

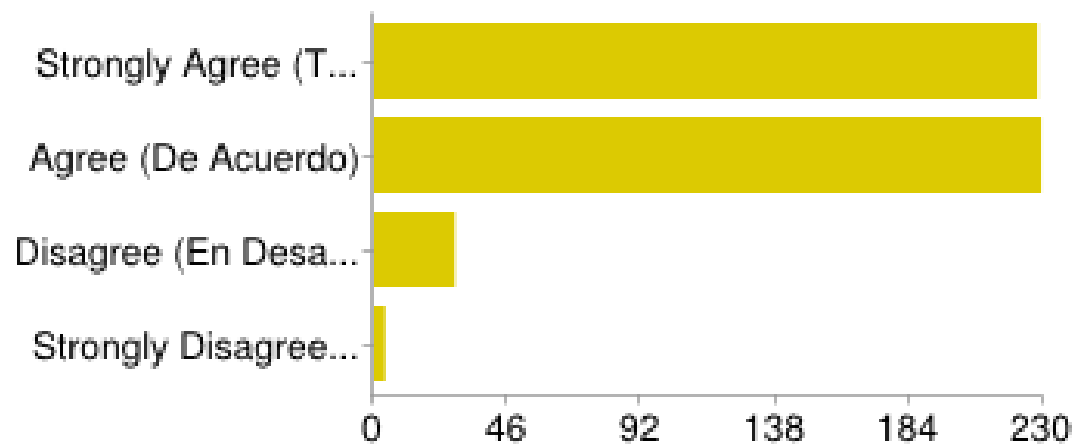


Strongly Agree (Totalmente de Acuerdo)	220	45%
Agree ( De Acuerdo)	237	49%
Disagree (En Desacuerdo)	26	5%
Strongly Disagree ( Totalmente En Desacuerdo)	5	1%

# STUDENT-LED CONFERENCE

## Question #3

Having my student lead the conference increased my understanding of his/her middle school experience.

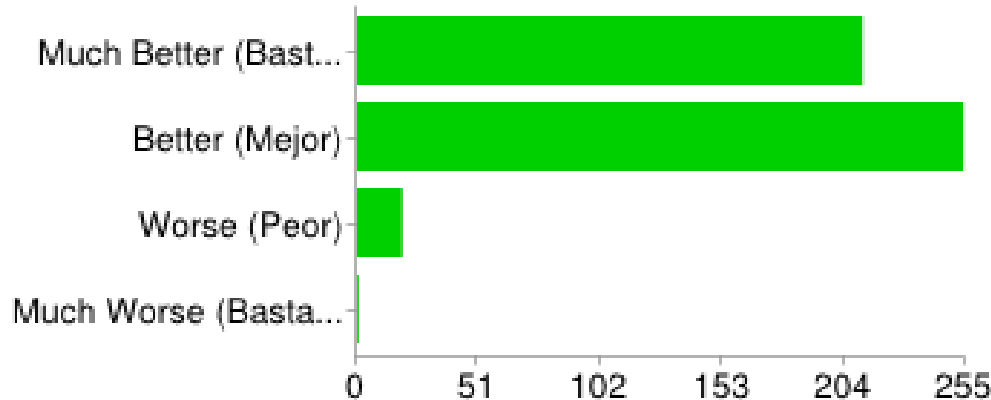


Strongly Agree (Totalmente de Acuerdo)	228	47%
Agree (De Acuerdo)	229	47%
Disagree (En Desacuerdo)	28	6%
Strongly Disagree ( Totalmente En Desacuerdo)	4	1%

# STUDENT-LED CONFERENCE

## Question #4

Compared to my prior experiences at the middle school with conferences, I would rate this experience as

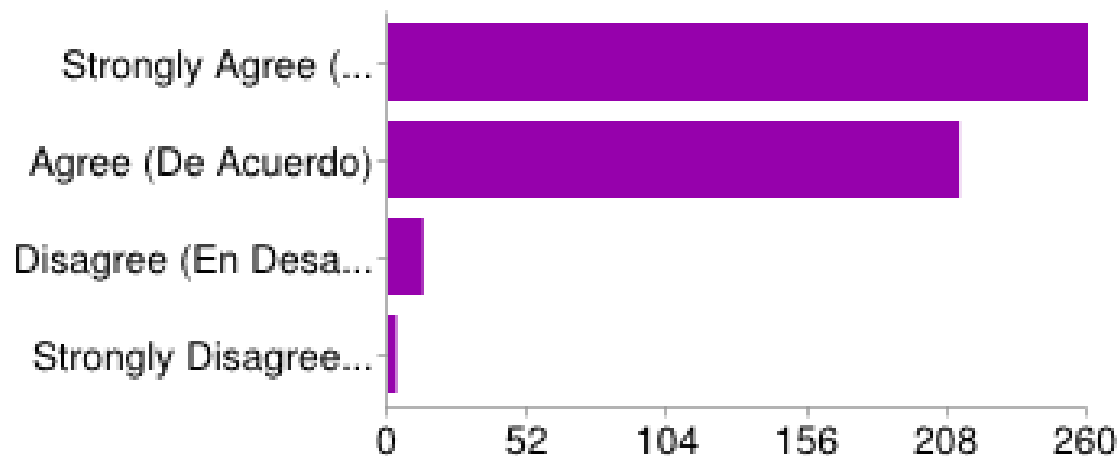


Much Better (Bastante Mejor)	<b>212</b>	<b>44%</b>
Better (Mejor)	<b>254</b>	<b>52%</b>
Worse (Peor)	<b>19</b>	<b>4%</b>
Much Worse (Bastante Peor)	<b>1</b>	<b>0%</b>

# STUDENT-LED CONFERENCE

## Question #5

**Scheduling my student's conference was convenient.**

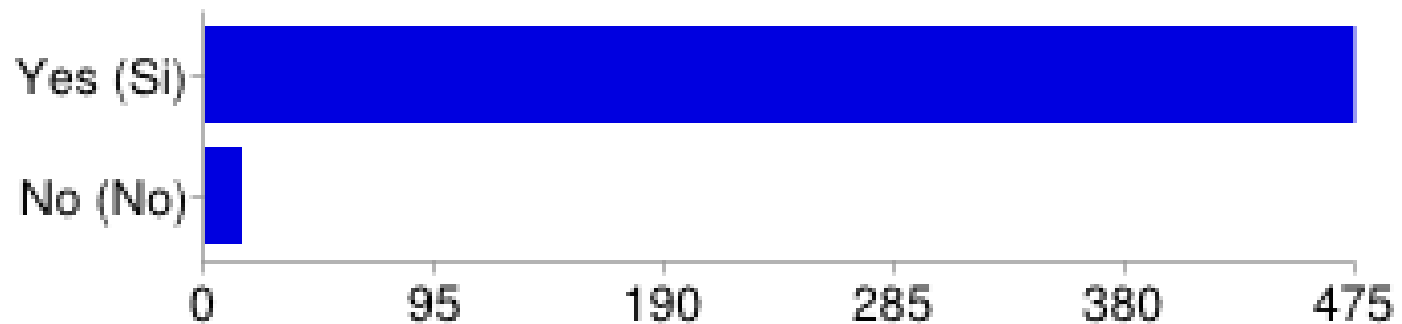


Strongly Agree ( Totalmente de Acuerdo)	260	53%
Agree ( De Acuerdo)	212	43%
Disagree (En Desacuerdo)	13	3%
Strongly Disagree (Totalmente En Desacuerdo)	3	1%

# STUDENT-LED CONFERENCE

## Question #6

I received a conference time that fit my schedule.



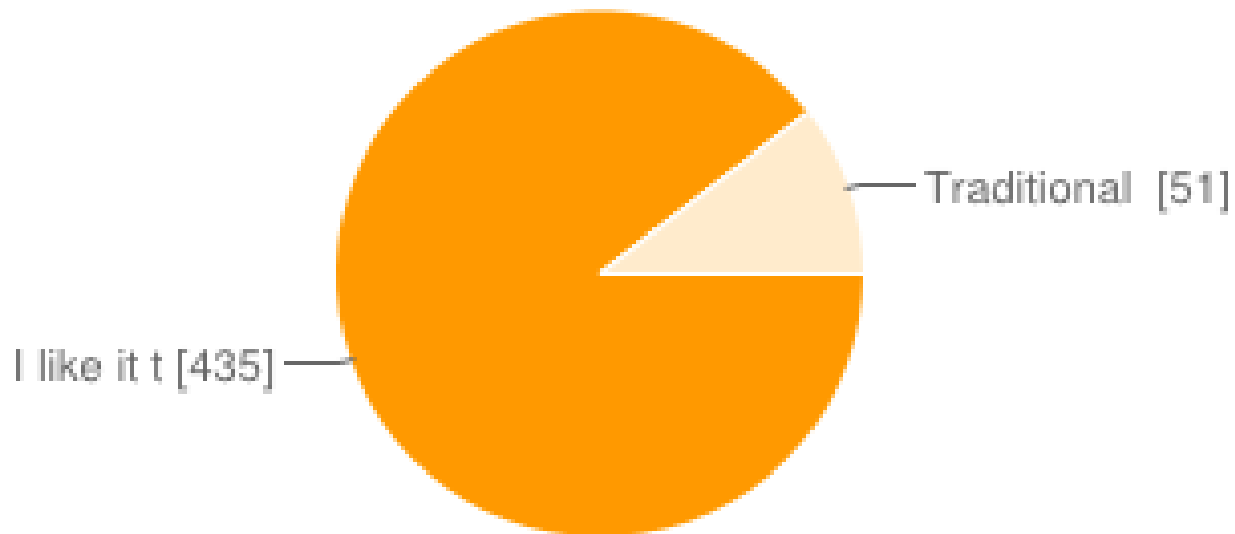
Yes (Si) 474 97%

No (No) 15 3%

# STUDENT-LED CONFERENCE

## Question #7

What format would you prefer for parent teacher conferences? \*



I like it the way it is do not change it. ( Me gusta en la forma que esta no la cambian)	435	90%
Traditional parent-teacher conference in the gym (Conferencias tradicionales localizadas en el gimnasio)	51	10%